

PUPIL WORKSHEETS



TIME MANAGEMENT

Good time management can result in...

- ✓ A REDUCTION OF STRESS
- ✓ A SENSE OF ACHIEVEMENT
- ✓ INCREASING ENERGY
- ✓ INCREASING PRODUCTIVITY
- ✓ ACHIEVING A GOAL

As a team you need to make the best use of your time.

Use a '**Task** Log' to help your team share the jobs fairly and record who is responsible for each job. This may be more than one person, or even the whole team.

Tick the tasks off the list when completed.



At the beginning or the end of each session, discuss with your team what needs to be done and when it needs to be completed by.

One team member should be responsible each week for keeping this log up to date.

Extension task

Good time management can be used in all areas of life. Use a task list to help you organize your time outside of the classroom


Write a task list for things that you wish to complete this week.

You might want to break it down into individual days to help you spread out the tasks and work through them.

Here are some examples that you might include.

- Make bed every morning
- Tidy bedroom
- Read your book every night before bed
- Complete homework
- Help out at home






MY WEEK

NAME.....



	TASKS	✓
MONDAY		
TUESDAY		
WEDNESDAY		
THURSDAY		
FRIDAY		
SATURDAY		
SUNDAY		





TASK LOG

.....is responsible for this Task Log.

Week 1	Person Responsible	✓
Eg. Update glossary list	John	✓



..... is responsible for this Task Log.

Week 2	Person Responsible	✓

..... is responsible for this Task Log.

	Person Responsible	✓



..... is responsible for this Task Log.

	Person Responsible	✓

MIND MAPS

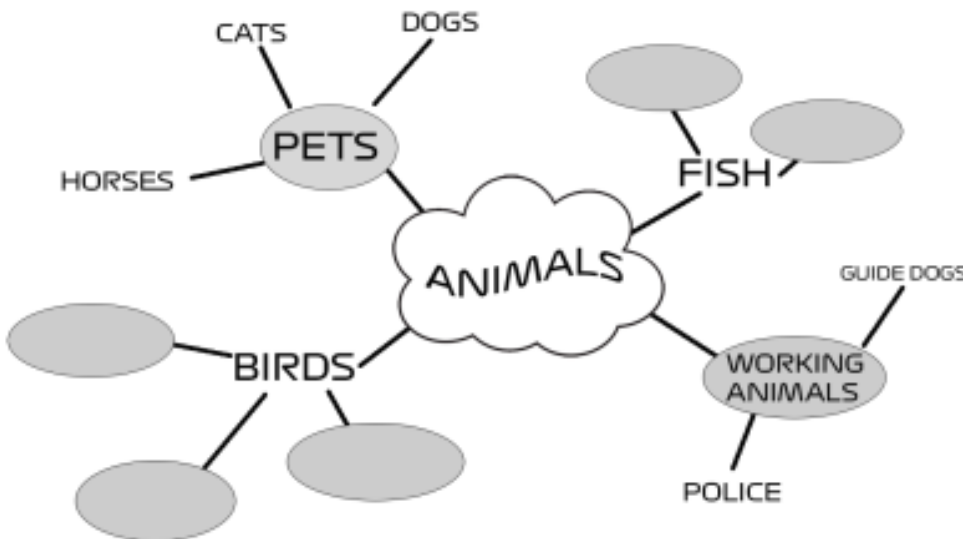


Before you go any further, you need to think of a team name.

Research existing F1 teams, objects or group names associated with speed, success, or one of the qualities you would like to be associated with your team.

Mind maps are a good way to explore a topic or idea. Start with a mind map heading. For example, ANIMALS.

Think of everything that you can about the subject. You can go wild! Keep adding to the mind map until you have exhausted your ideas. This can help you to come up with new ideas.



Research mind maps online and look at examples to help you think of how you can present your mind map to make it attractive and **dynamic**.

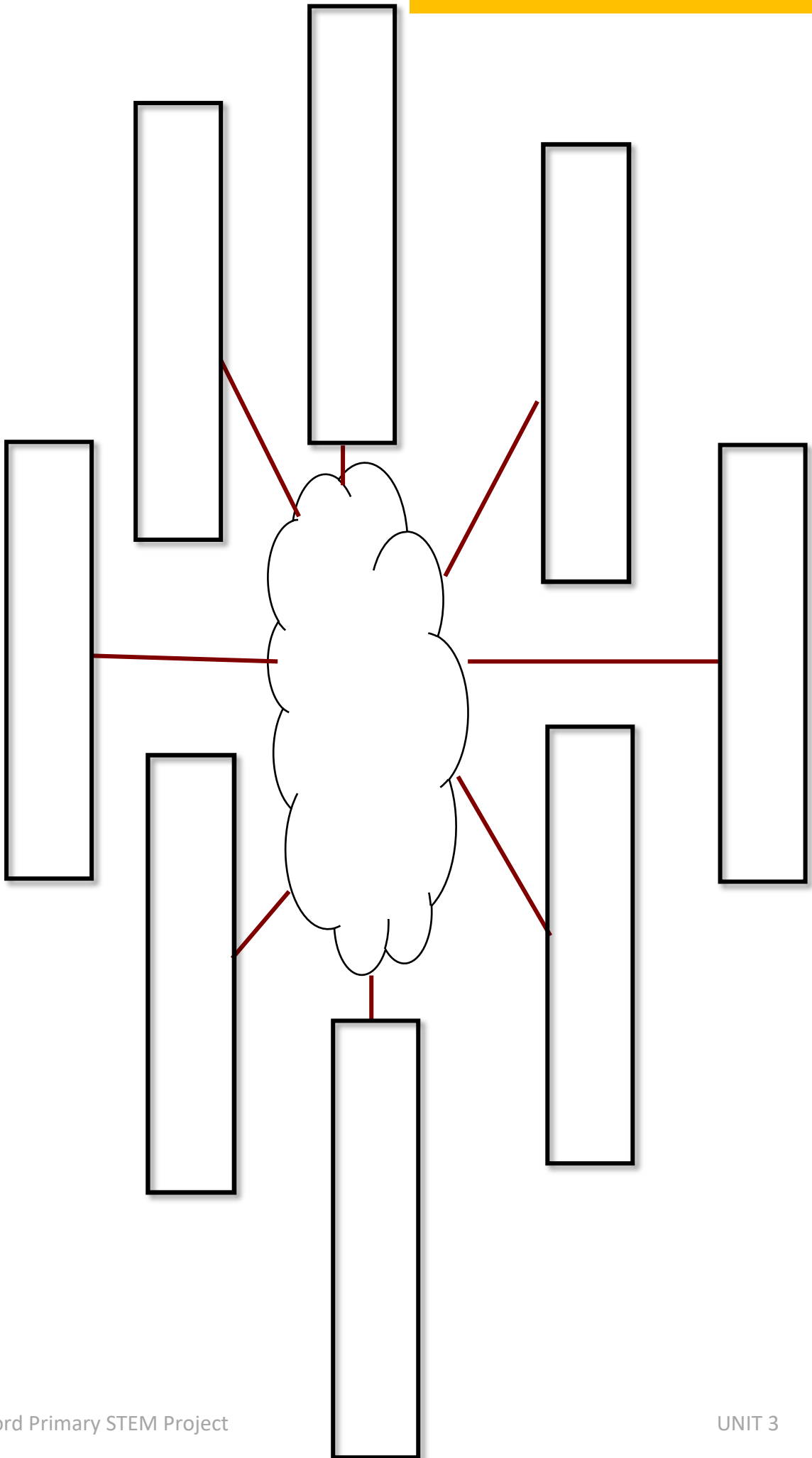
Create a mind map to help you explore the possibilities.

Here are some headings to help you get started. You could choose the one that you think best represents your team, or choose one of your own.

- | | | | |
|----------------|------------------|------------------|-----------------|
| Animals | Mythology | Transport | Elements |
| Speed | Nature | Heroes | Colour |
| | | | Science |

Each team member should choose a different heading to explore and then come together as a team to decide upon a team name. It may be a mix of two or more different ideas.


TEAM NAME



WHAT IS A TALLY CHART?



Market research can help you decide what will be a popular name.

As a team think of a few ideas for a team name. 

Choose 3 or 4 different names and ask people that you know to pick which they think would be the best name for your team. This could be done at playtime in the playground or at home. Try to ask a mix of different people, adults and children.

The more people you ask the better.

Collect this information using a **tally chart**.

What is a Tally Chart?

A Tally Chart is a quick and easy way to record results, using tally marks.

For every vote put a line next to the name. The line of the fifth vote crosses through the first 4 lines to make it quicker to add up using your 5 X table.

Tally Chart

Suggested Team Name	Tally Marks	Total Number
Name A		10
Name B		17
Name C		11
Name D		20


TALLY CHART

Suggested Team Name	Total Number
Name A	
Name B	
Name C	
Name D	

What team name have you chosen?

Is it the name that did best in the poll?

Did the poll results affect your choice of name?





LOGOS

Make a collection of different logos. These can be from wrappers, magazines or collected from the internet.

A good logo needs to be simple and easily recognisable.

Discuss the logos as a team, thinking about the colours and shapes that have been used.

Stick them below and **annotate**. What do you like/don't like about them?



FORMULA 1 TEAM LOGOS

The Formula 1 logo is simple and stands out. It slopes forward. This gives you a feeling of movement and speed.



Formula 1 team, **McLaren** have also used a logo that slopes forward.



Formula 1 team **Ferrari** use an **iconic** prancing horse on their logo.

Can you find out what the initials S F stand for?



Can you find other examples of Formula 1 logos?

Each member of the team should try to find a different Formula 1 team logo and draw or stick IT onto the grid below.

F1 INVESTIGATIONS



Pick a current F1 team to investigate.

Find out as much as you can about the team, where they are based and who drives for that team? Look at the team colours, the team's win history. Present your information to the rest of your group, either as a poster all about your chosen F1 team and its drivers, or as a short talk, or a PowerPoint presentation.

Think about:

Where could you find information to help you?

Keep a record of any books, magazines, websites, tv programme etc. that you use to help you. Write this at the bottom of your work. This shows that you have thoroughly researched your piece of work and that you have not copied somebody else's.

Your work should include:

Name of team

What country does the team come from?

Have they won any awards or prizes?

What is the F1 racing circuit called in that country?

Names of the people who drive for the team.

A photo of the drivers and any information that you can find out about them.

e.g. What country do they come from?

What is the name of the F1 Grand Prix circuit called in this country?

How long have they been driving?

What did they do before they became a racing driver?

Extension Work

Using the information that you have found write a column for F1 Weekly Magazine. You will need to give the readers as much information as you can. Try to make the article interesting, not just a list of facts. Try to include some unusual facts that the reader may not know about.

F1 Weekly

Issue 1 Friday 11th June 2019



Draw or stick a picture of the team logo here.

Roving reporter
(put your name here)
Gives you all the up to date
information on the F1 team
(Put your chosen team name
here)

All you need to know about F1

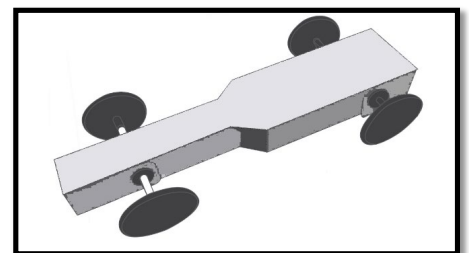
PRIMARY STEM PROJECT

POWERED BY DENFORD


Compressed Air:

*The new eco -friendly
way to power vehicles*

The Denford Primary STEM Project uses compressed air to propel Formula 1 style racing cars along a 10m race track. How fast will your car go? How does your car compare to others? Can you improve it to make it faster?





Could this be the fuel of the future? The race is on to find a cheap, clean fuel to power us into the next century. Maybe the answer is all around us.



WHO'S WHO?

Name the drivers? Can you name their team and match the driver to his car?

Cut out the pictures below and match them up.



Can you match the helmet to the driver?



© De

NT 3





TEAM QUIZ

1. What makes a good logo? (1pt)

.....

2. What is a tally chart used for? (1pt)

.....

3. Name 5 professions that wear a uniform (5pts)

.....

.....

.....

.....

.....

4. Give 3 reasons for wearing a uniform. (3pts)

a)

b)

c)

5. What is a restricted colour palate? (1pt)

.....

.....

6. What animal appears on the logo of the Formula One team Ferrari? (1pt)

12